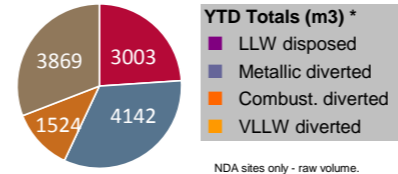


December 2013 Waste Metric Dashboard

Period 9: 24th November to 28th December FY 13/14

UK Waste Diversion

The National Waste Programme aims to communicate progress in the implementation of the Waste Hierarchy and the Nuclear Industry Strategy for Low Level Waste Management across the UK. This dashboard shows key metrics that demonstrate the successful diversion of waste away from direct disposal and the optimal use of key national assets, such as LLWR and waste treatment facilities on sites around the UK, based on delivery of Joint Waste Management Plans (JWMPs). The objective is to encourage transparency and communicate progress to all stakeholders.

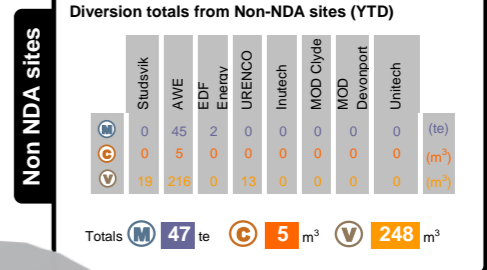
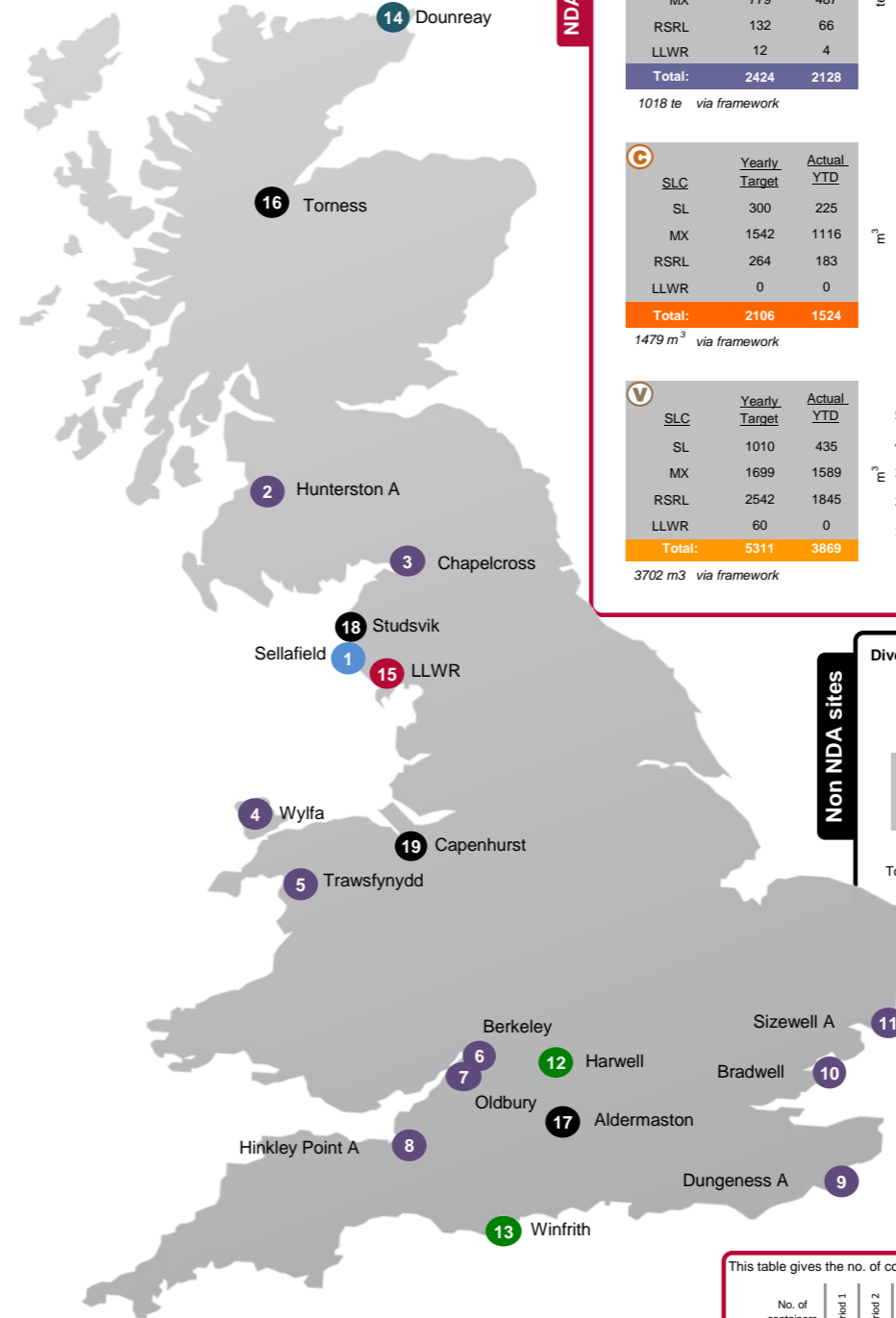
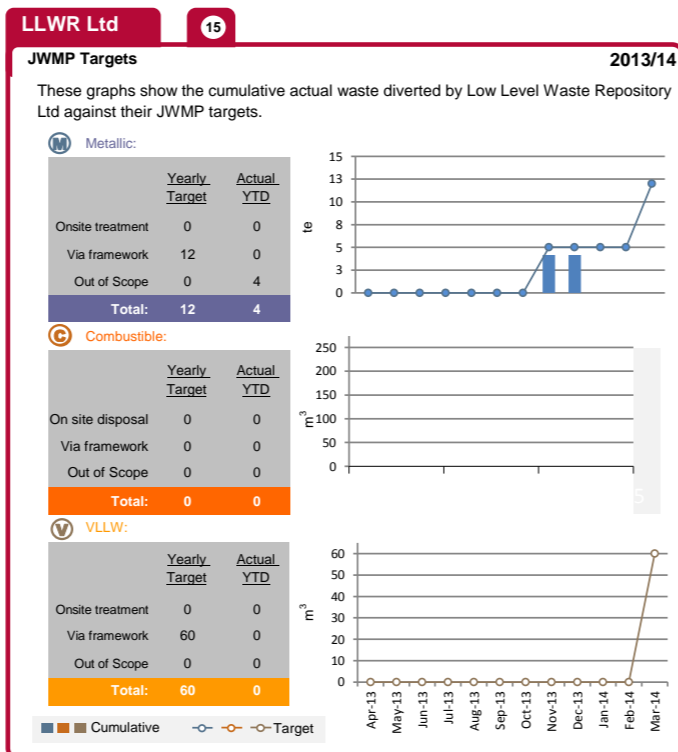
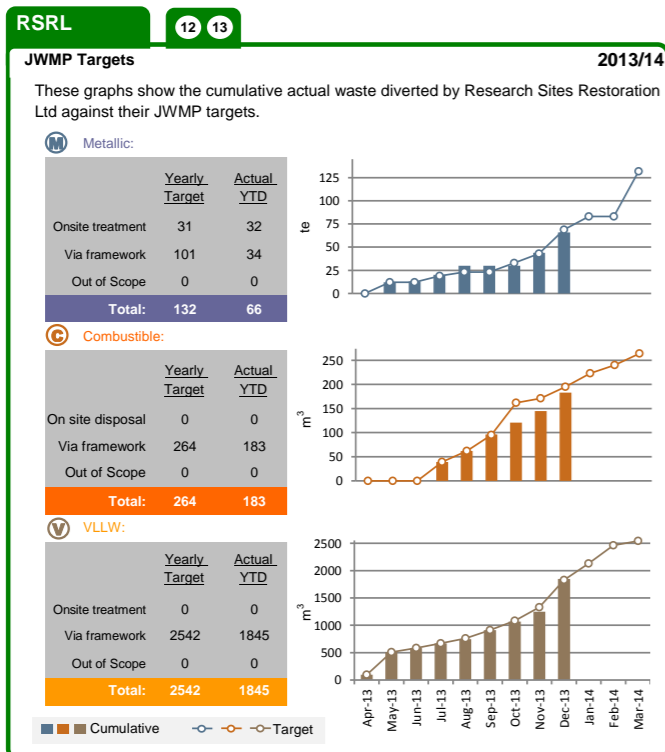
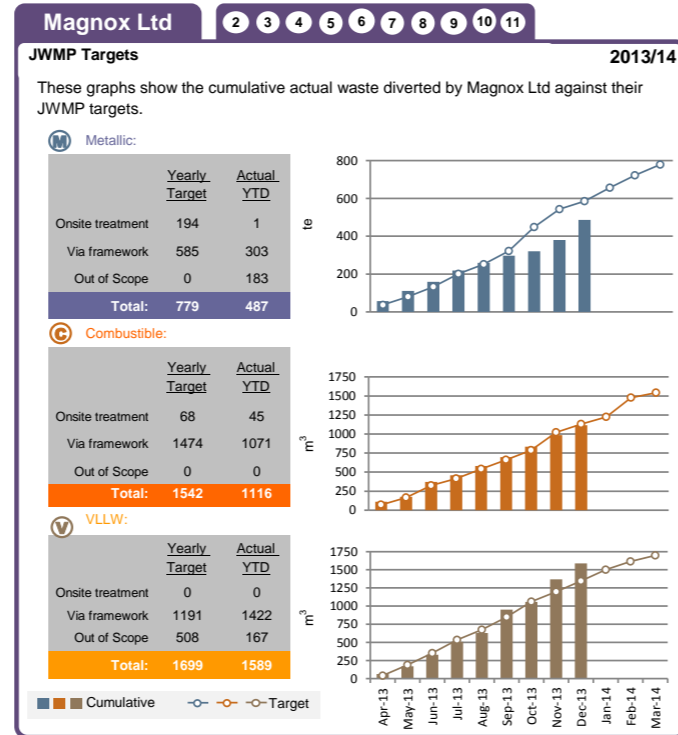
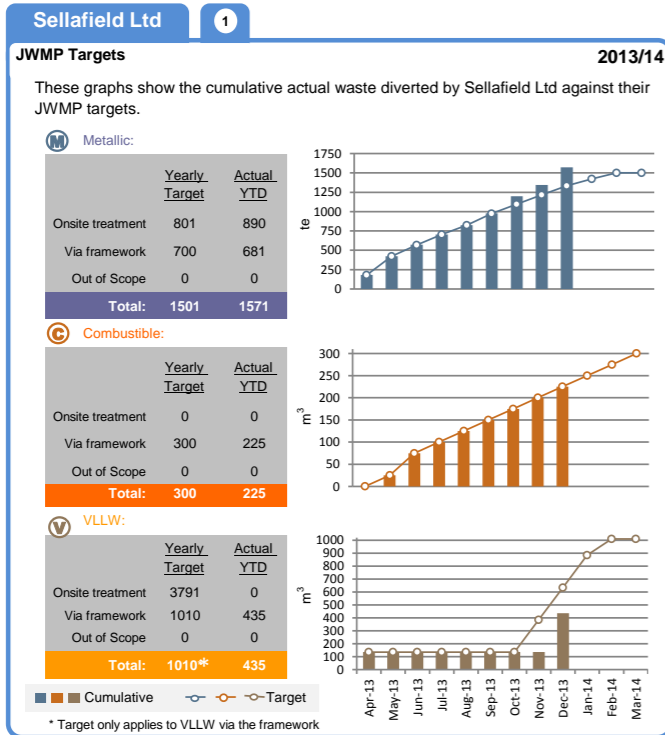
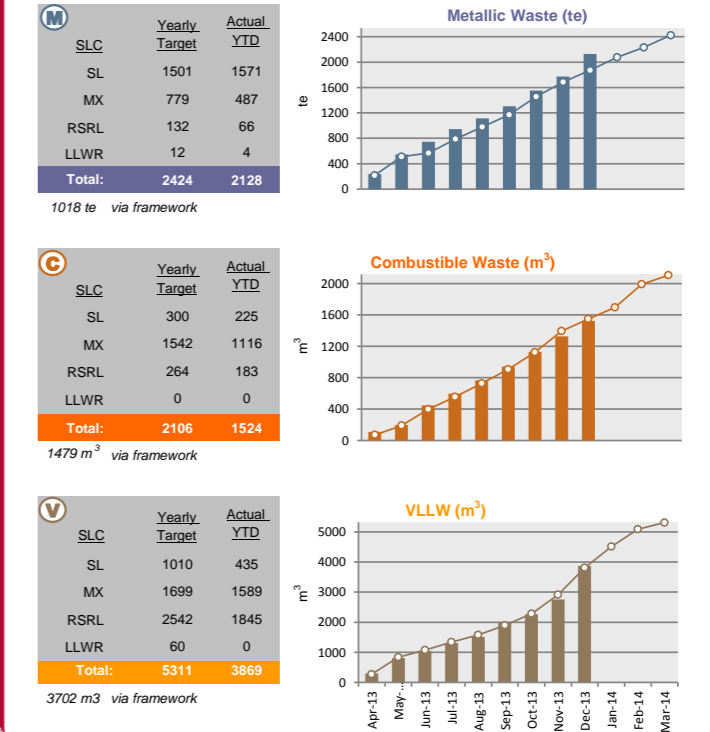


NDA Site Summary YTD

Metallic, Combustible and Very Low Level Waste

FY2013/14 Summary - Period 9**

These graphs are a summary of the cumulative progress to date against the combined JWMP targets. NB These numbers do not capture VLLW disposed of on site and Non NDA waste diversion. Non NDA waste diversion is captured in the box below.



LLW Disposed

This table gives the no. of containers disposed of at the LLWR facility each Period.

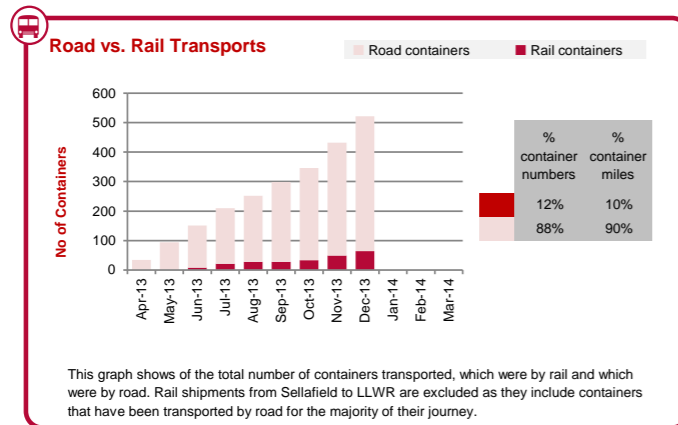
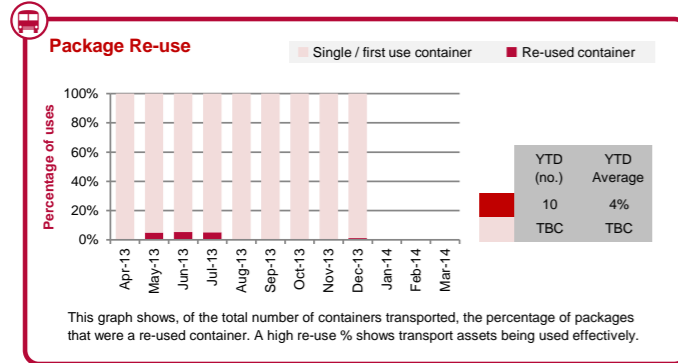
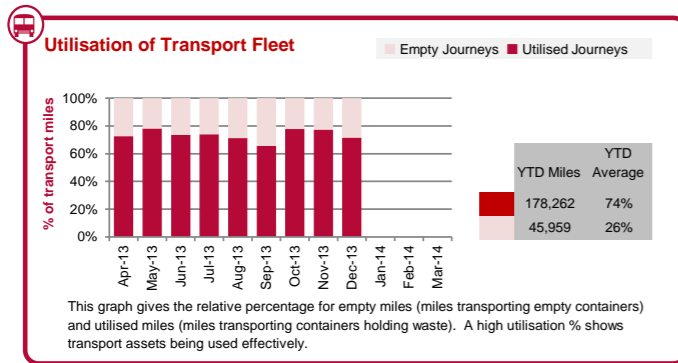
No. of containers	Period 1	Period 2	Period 3	Period 4	Period 5	Period 6	Period 7	Period 8	Period 9	Period 10	Period 11	Period 12
SL	0	8	20	16	12	20	3	10	18	-	-	-
MX	4	0	1	2	0	0	0	0	4	-	-	-
DSRL*	0	0	0	0	1	1	0	0	0	-	-	-
RSRL	4	1	0	0	1	0	0	0	0	-	-	-
LLWR	0	0	0	0	0	0	0	0	0	-	-	-
Others**	5	4	3	1	0	2	11	4	0	-	-	-
TOTAL	13	13	24	19	14	23	14	14	22	0	0	0

*Containers stored at DSRL **Others include Non-NDA sites

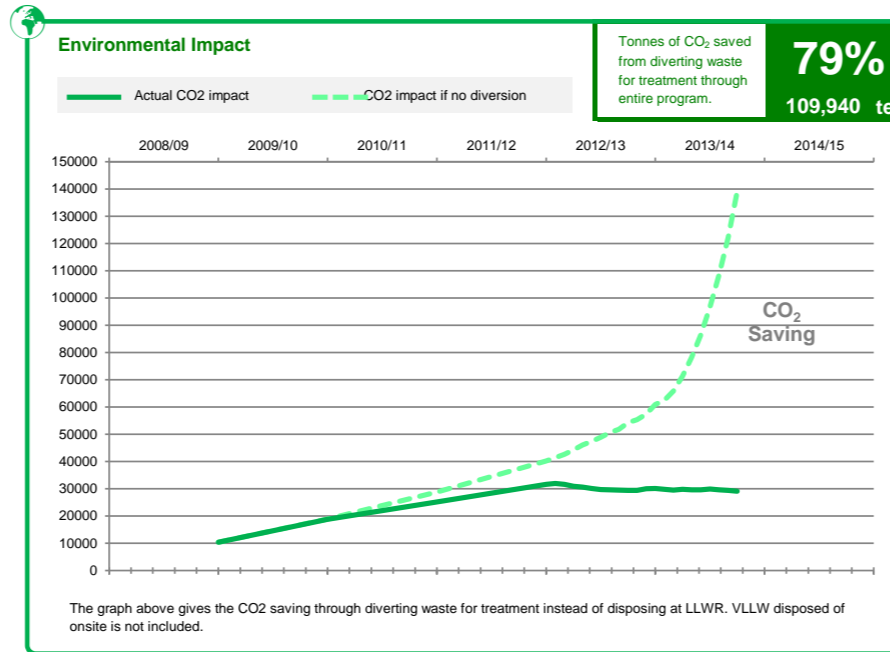
Footnotes

*Metallic waste has been converted to raw volume assuming 10te per Half Height Isofreight container (HHISO) and a HHISO volume of 19.5m³. The same volume has been used to convert LLW container numbers to raw volumes.
 **Dashboards generated from Period 7 onwards include the updated targets from SLC's JWMP 5 submissions.

Transport and Packaging



Safety Environment and Assurance



RIDDOR/OSHA

RIDDOR and OSHA are measures of reporting safety incidents.

Quarter in FY	13/14	Q1	Q2	Q3*	Q4
Transport RIDDOR1	0	0	0	0	0
Repository RIDDOR1	0	0	0	0	0
Repository OSHA (TRIR**) ²	0	0	0	0	0

1. (N. of RIDDOR1)/(No. people employed) x100,000
2. (No. of incidents)/(No. of hours worked) x200,000

* Quarter 3 figures as at the end of Period 9 **TRIR (Total recordable incident rate)

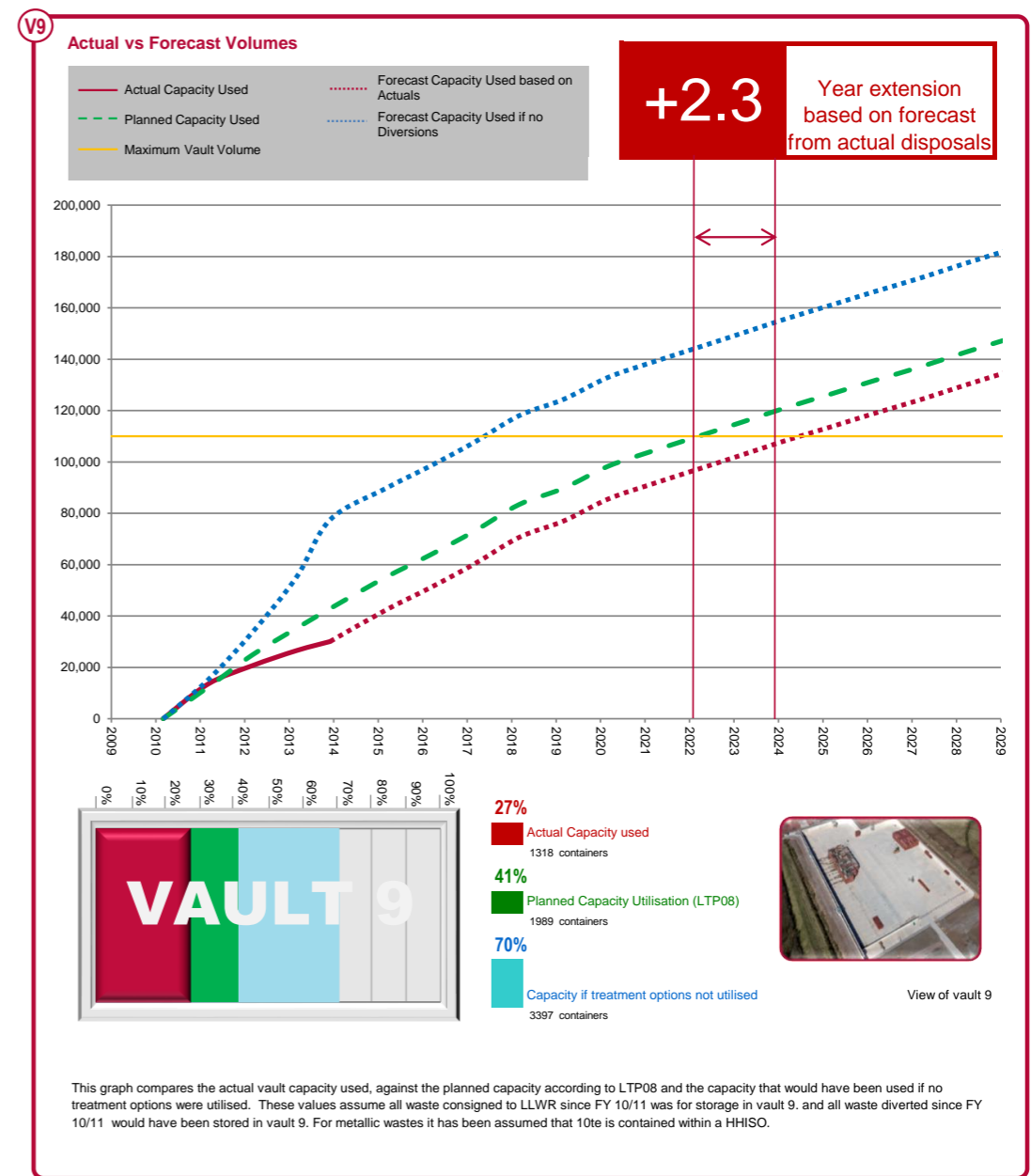
Supply Chain Non Conformance

Period	Apr-13	May-13	Jun-13	Jul-13	Aug-13	Sep-13	Oct-13	Nov-13	Dec-13	Jan-14	Feb-14	Mar-14
No. of supply chain non-conformances	14	6	6	8	6	2	4	3	1			

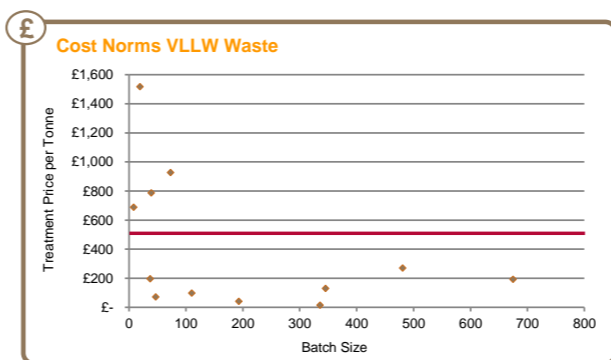
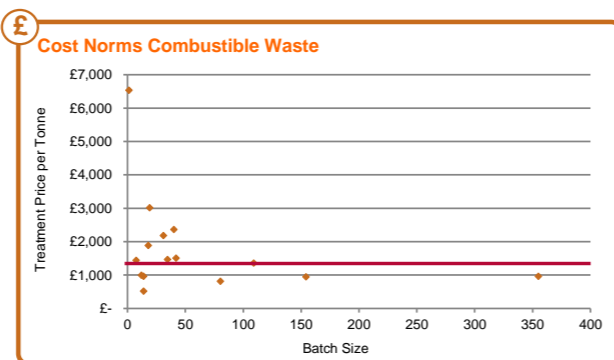
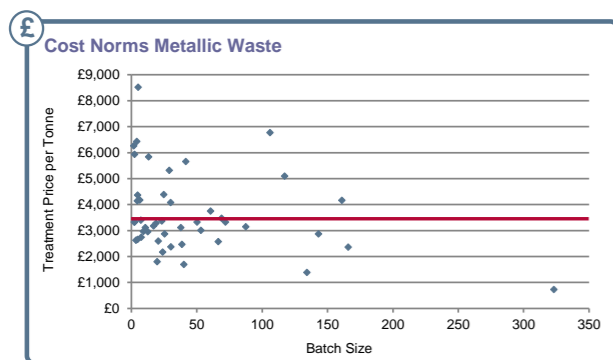
No. of non-conformances YTD: **50**
Average no. of non-conformances YTD: **5.5**

This table reflects the number of reported non-conformances within the supply chain on a monthly basis.

LLWR Vault 9 Capacity



Cost Norms



Usage of Waste Routes

This table shows the routes available to each of the sites, which have been utilised and which are yet to be utilised. This date is reflective of waste route usage from 2008 to the YTD.

SLC	Site	Metallic Waste	Combustible Waste	LLW	VLLW / LALLW
Sellafield Ltd	Sellafield	●	●	●	●
	Berkeley	●	●	●	●
	Bradwell	●	●	●	●
	Chapelcross	●	●	●	●
	Dungeness A	●	●	●	●
	Hinkley Point A	●	●	●	●
	Hunterston A	●	●	●	●
Magnox Ltd	Oldbury	●	●	●	●
	Sizewell A	●	●	●	●
	Trawsfynydd	●	●	●	●
	Wylfa	●	●	●	●
	Harwell	●	●	●	●
RSRL	Winfrith	●	●	●	●
	LLWR	●	●	●	●
DSRL	Dounreay	●	●	●	●

Key:
● Route not open
● Route available
● Route in use
● Recent status change

National Waste Programme | Key Achievements This Quarter

Quarter 2 Milestones 2013/2014

- ✓ LLWR to agree scope and boundaries for B726 waste handling facility
- ✓ Sellafield Ltd to review MRF operations and determine if current operations represent best value against supply chain options
- ✓ Magnox Ltd incineration study involving the strategic review of on-site assets against supply chain capabilities
- ✓ Sellafield Ltd to determine scope of sort/seg/size reduction capability through peer assist event

Quarter 3 Milestones 2013/2014

- ✓ Review of environmental permits across all Magnox sites
- ✓ Complete LLW Fingerprint Review
- ✓ Undertake aggregated WEF for metallic wastes
- ✓ Alternative HHISO Project: Fabricate prototype concrete HHISOs for testing