

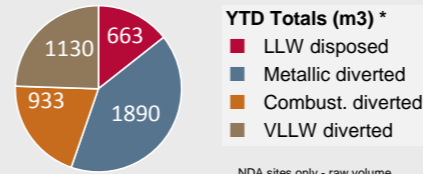
July 2014

Waste Metric Dashboard

Period 4: 29th June to 26th July FY 14/15

UK Waste Diversion

The National Waste Programme aims to communicate progress in the implementation of the Waste Hierarchy and the Nuclear Industry Strategy for Low Level Waste Management across the UK. This dashboard shows key metrics that demonstrate the successful diversion of waste away from direct disposal and the optimal use of key national assets, such as LLWR and waste treatment facilities on sites around the UK, based on delivery of Joint Waste Management Plans (JWMPs). The objective is to encourage transparency and communicate progress to all stakeholders.



14 Dounreay

Sellafield Ltd 1

JWMP Targets 2014/15

These graphs show the cumulative actual waste diverted by Sellafield Ltd against their JWMP targets.

Metallic Treatment:

	Yearly Target	Actual YTD
Onsite treatment	725	546
Via framework	695	214
Out of Scope	0	0
Total:	1420	760

Combustible Treatment:

	Yearly Target	Actual YTD
Onsite treatment	0	0
Via framework	600	250
Out of Scope	0	0
Total:	600	250

VLLW Disposal:

	Yearly Target	Actual YTD
Onsite disposal	6385	752
Via framework	250	5
Out of Scope	0	0
Total:	6635	757

1 Actuals/Target YTD only applies to VLLW via the framework

Magnox Ltd 2-11

JWMP Targets 2014/15

These graphs show the cumulative actual waste diverted by Magnox Ltd against their JWMP targets.

Metallic Treatment:

	Yearly Target	Actual YTD
Onsite treatment	10	10
Via framework	579	62
Out of Scope	32	93
Total:	632	165

Combustible Treatment:

	Yearly Target	Actual YTD
Onsite treatment	0	0
Via framework	1335	626
Out of Scope	0	0
Total:	1335	626

VLLW Disposal:

	Yearly Target	Actual YTD
Onsite disposal	0	0
Via framework	1940	598
Out of Scope	1080	0
Total:	3020	598

1 includes 22m3 via direct contracts

RSRL 12-13

JWMP Targets 2014/15

These graphs show the cumulative actual waste diverted by Research Sites Restoration Ltd against their JWMP targets.

Metallic Treatment:

	Yearly Target	Actual YTD
Onsite treatment	15	14
Via framework	160	30
Out of Scope	0	0
Total:	175	44

Combustible Treatment:

	Yearly Target	Actual YTD
On site treatment	0	0
Via framework	238	57
Out of Scope	0	0
Total:	238	57

VLLW Disposal:

	Yearly Target	Actual YTD
Onsite disposal	0	0
Via framework	1442	518
Out of Scope	0	9
Total:	1442	527

LLWR Ltd 15

JWMP Targets 2014/15

These graphs show the cumulative actual waste diverted by Low Level Waste Repository Ltd against their JWMP targets.

Metallic Treatment:

	Yearly Target	Actual YTD
Onsite treatment	0	0
Via framework	12	0
Out of Scope	0	0
Total:	12	0

Combustible Treatment:

	Yearly Target	Actual YTD
On site treatment	0	0
Via framework	10	0
Out of Scope	0	0
Total:	10	0

VLLW Disposal:

	Yearly Target	Actual YTD
Onsite disposal	0	0
Via framework	40	0
Out of Scope	0	0
Total:	40	0



NDA Site Summary YTD

Metallic, Combustible and Very Low Level Waste

FY2014/15 Summary - Period 4**

These graphs are a summary of the cumulative progress to date against the combined JWMP targets. These numbers do not capture VLLW disposed of on site and Non NDA waste diversion. Non NDA waste diversion is captured in the box below.

Metallic Waste Treated (te)

SLC	Yearly Target	Actual YTD
SL	1420	760
MX	632	165
RSRL	175	44
LLWR	12	0
Total:	2239	969

307 te via framework

Combustible Waste Treated (m³)

SLC	Yearly Target	Actual YTD
SL	600	250
MX	1335	626
RSRL	238	57
LLWR	10	0
Total:	2182	933

933 m³ via framework (inc. 22m³ via direct contracts)

VLLW Waste Disposed (m³)

SLC	Yearly Target	Actual YTD
SL	250	5
MX	3020	598
RSRL	1442	527
LLWR	40	0
Total:	4752	1130

1122 m³ via framework

Non NDA sites

Diversion totals from Non-NDA sites (YTD) ***

	Studs/vik	AWE	EDF Energy	CNS	Tracbe Inutec Ltd	Un/Tech	GE	Others	
M	0	0	2	0	0	0	0	0	(te)
C	0	0	0	0	0	0	0	0	(m³)
V	0	0	0	0	0	0	0	271	(m³)
Totals	0	0	2	0	0	0	0	271	m³



LLW Disposed

This table gives the no. of containers disposed of at the LLWR facility each Period.

No. of containers	Period 1	Period 2	Period 3	Period 4	Period 5	Period 6	Period 7	Period 8	Period 9	Period 10	Period 11	Period 12
SL	0	9	14	7	-	-	-	-	-	-	-	-
MX	0	0	1	2	-	-	-	-	-	-	-	-
DSRL*	0	0	0	0	-	-	-	-	-	-	-	-
RSRL*	0	0	0	0	-	-	-	-	-	-	-	-
LLWR	0	0	0	0	-	-	-	-	-	-	-	-
Others**	1	0	0	0	-	-	-	-	-	-	-	-
TOTAL	1	9	15	9	0	0	0	0	0	0	0	0

*Containers stored at DSRL **Others include Non-NDA sites

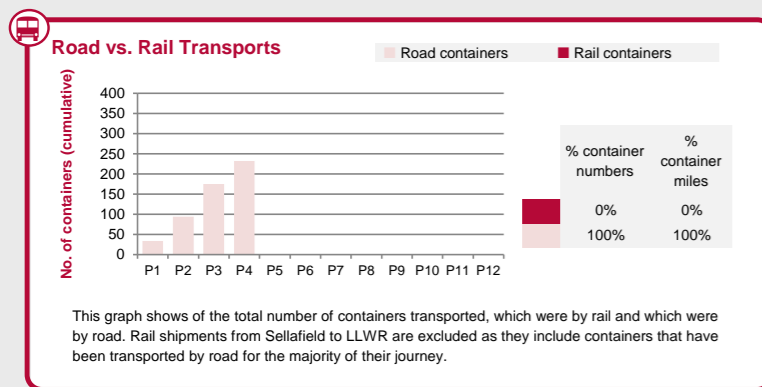
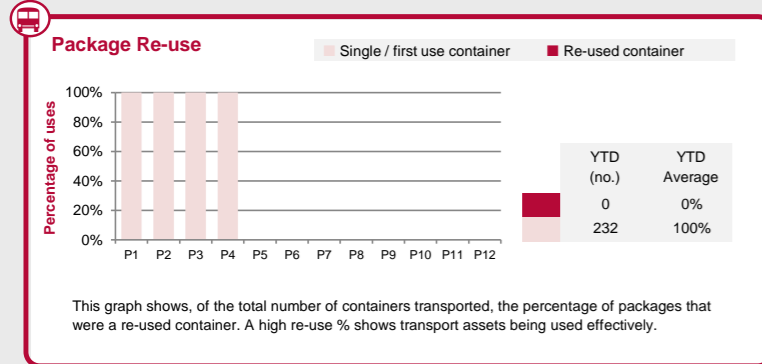
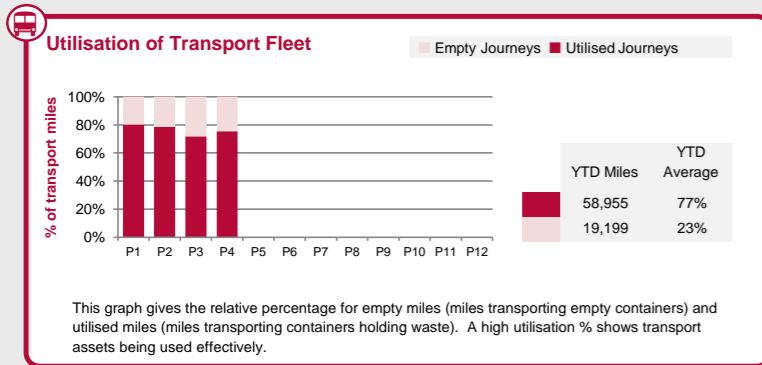
Footnotes

*Metallic waste has been converted to raw volume assuming 10te per Half Height Isofreight container (HHISO) and a HHISO volume of 19.5m³. The same volume has been used to convert LLWR container numbers to raw volumes.

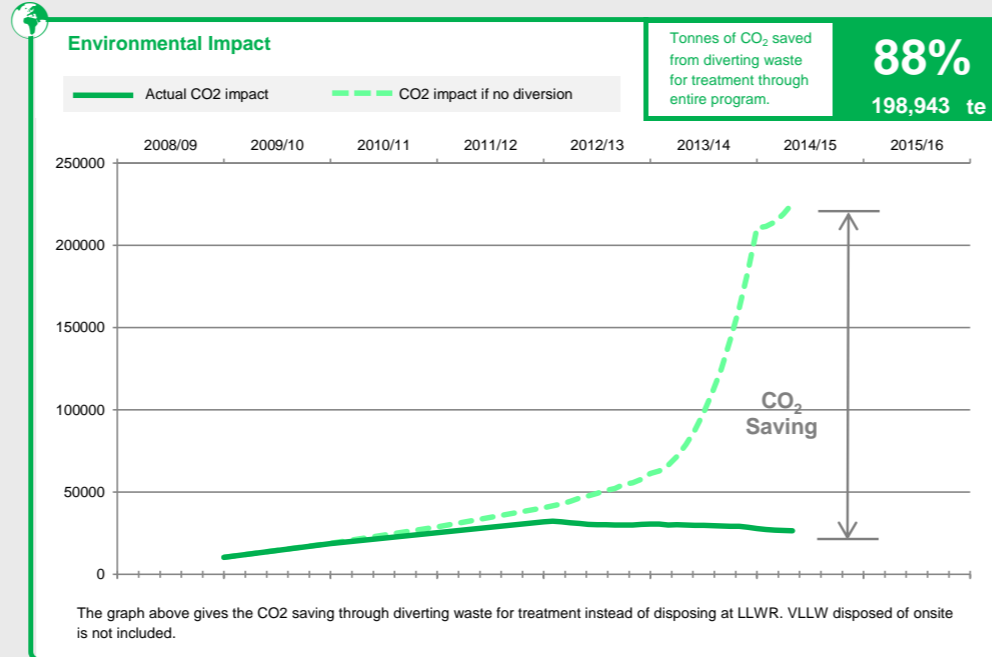
**Dashboards generated from Period 1 onwards include the updated targets from SLC's JWMP 6 submissions.

*** Diversion totals from Non NDA include framework and non framework consignments.

Transport and Packaging



Safety Environment and Assurance



RIDDOR/OSHA

RIDDOR and OSHA are measures of reporting safety incidents.

Quarter in FY	14/15	Q1	Q2*	Q3	Q4
Transport RIDDOR1		0	0		
Repository RIDDOR1		0	0		
Repository OSHA (TRIR**12)		0	0		

* Quarter 2 figures as at the end of Period 4 **TRIR (Total recordable incident rate)

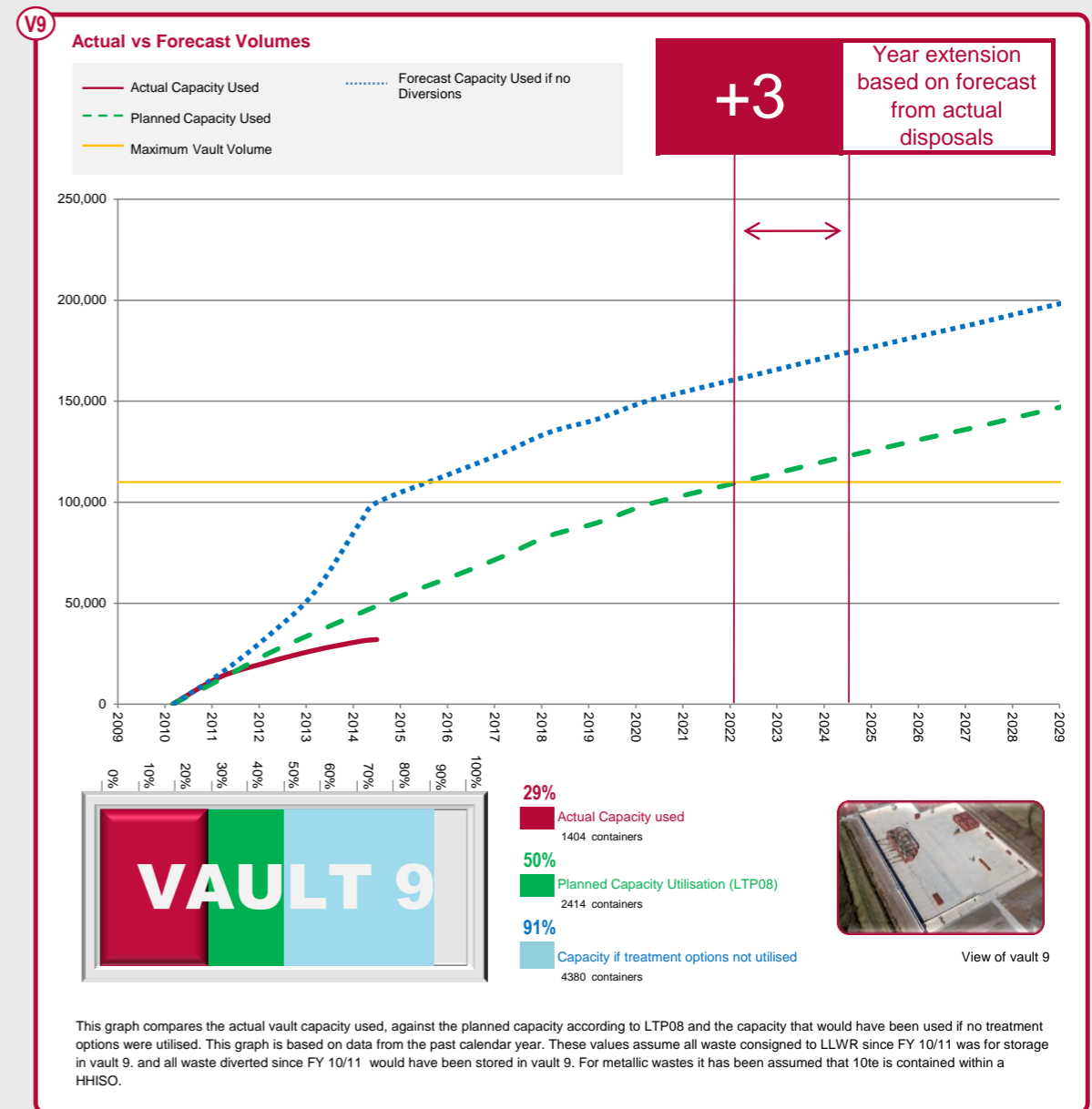
Supply Chain Non Conformance

Period	P1	P2	P3	P4	P5	P6	P7	P8	P9	P10	P11	P12
No. of supply chain non-conformances	0	3	1	0								

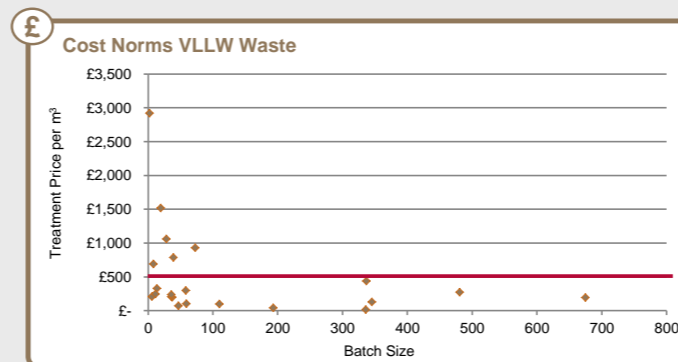
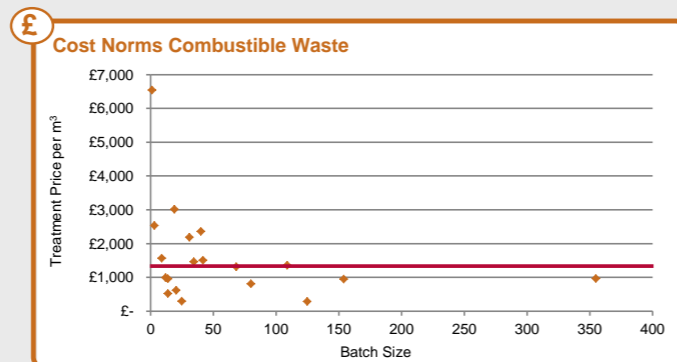
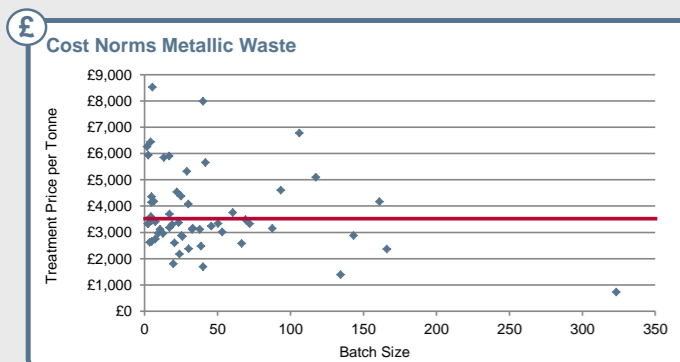
No. of non-conformances YTD: 4
Average no. of non-conformances YTD: 1.0

This table reflects the number of reported non-conformances within the supply chain on a monthly basis.

LLWR Vault 9 Capacity



Cost Norms



Usage of Waste Routes - NDA SLC's

This table shows the routes available to each of the sites, which have been utilised and which are yet to be utilised. This date is reflective of waste route usage from 2008 to the YTD.

SLC	Site	Metallic Waste	Combustible Waste	LLW	VLLW / LALLW
Sellafield Ltd	Sellafield	●	●	●	●
	Berkeley	●	●	●	●
	Bradwell	●	●	●	●
	Chapelcross	●	●	●	●
	Dungess A	●	●	●	●
	Hinkley Point A	●	●	●	●
Magnox Ltd	Hunterston A	●	●	●	●
	Oldbury	●	●	●	●
	Sizewell A	●	●	●	●
	Trawsfynydd	●	●	●	●
	Wylfa	●	●	●	●
	Harwell	●	●	●	●
RSRL	Winfrith	●	●	●	●
	LLWR	●	●	●	●
DSRL	Dounreay	●	●	●	●

Key:
● Route not open
● Route available
● Route in use
● Recent status change

National Waste Programme | Key Achievements This Quarter

Quarter 1 Milestones 2014/2015

- ✓ Undertake Magnox Strategic BPM for combustible waste, building on the preferred options expressed in the Magnox Strategic LLW BPEO Study.
- ✓ Establish a call-off contract for the analysis of samples taken in support of decommissioning activities, through LLWR's Characterisation Framework.

Quarter 2 Milestones 2014/2015

- Magnox to Review company standard on characterisation and develop an implementation plan.
- RSRL to implement a system of regular reviews to the WIF and UKRWI datasheets in line with the RSRL LTP
- LLWR to Liaise with Cumbria County Council over the planning application