

Introduction

This Customer Notice provides detail further to the Early Warning Notice which was issued regarding immediate amendments to the International Convention for Safe Containers Regulations 1972. In particular Annex 1 – Container Testing, Inspection, Approval and Maintenance. Regulation 1 – Safety Approval Plate, paragraph 3, requires containers with stacking or racking values less than 192,000 kg or 150 kN respectively to be conspicuously marked in accordance with the current edition of ISO 6346: Freight Containers – Coding, Identification, and Marking. This change applies to almost the entire fleet of LLWR “TC” Container designs.

This Customer Notice is directed to customers who currently own or are in custody of IP-2 ISO TC01 or IP-2 ISO TC08 designs. All TC01s and TC08s must be fitted with the reduced stacking decals (see Figure 1 and Figure 2). LLWR are distributing decals by courier/post free of charge to customers on a site by site basis, on a priority basis based on international shipments. Please affix the TC01 and TC08 decals in accordance with instructions below immediately upon receipt of the decals.

A further customer communication with the procedure for affixing decals to TC03 and TC05 container designs will follow shortly.

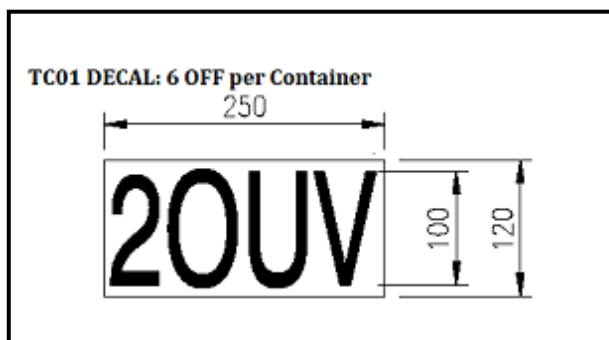


Figure 1: TC01 Reduced Stacking Decal

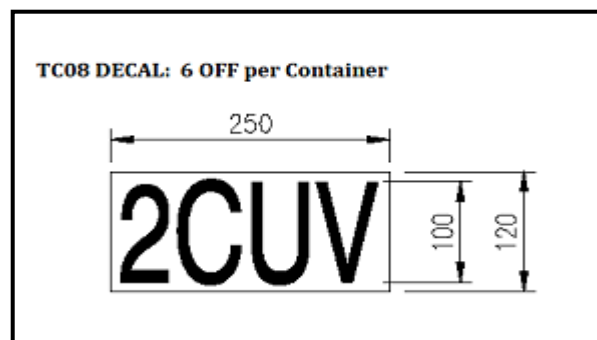


Figure 2: TC08 Reduced Stacking Decal

Instructions for Affixing Reduced Stacking Decals to TC01 and TC08 container designs

1. Consignors shall conduct their own risk assessments prior to starting work, taking into consideration:
 - a) working at height, if container is not located on the ground
 - b) dose restrictions, if container is loaded
2. Receive/Obtain decals from LLWR as per fig 1 or fig 2.
3. Check all decals for any defects. If replacement decals are required, contact LLWR via the transportandlogistics@llwrsite.com mailbox.
4. Identify the correct decal to affix to the package:

The **TC01** decal bears the code **20UV**

The **TC08** decal bears the code **2CUV**

5. Identify the 6 target locations on the package to which the decals are to be affixed (see Figure 3 for the TC01 and Figure 4 for the TC08 of Appendix 1, of this communications).
6. Clean the 6 target locations with a damp cloth, i.e. ensure that they are free from dust, mud, or other substances which may prevent the effective adherence of the decal. Do not use any chemicals. Dry the target locations.
7. Peel the protective backing from a decal and apply it to one of the target locations, orientated as per the respective drawing. Repeat the process until all 6 decals have been affixed to the 6 locations specified in the drawings.

CAUTION: Ensure that the decals attached to the top face of the container read outwards, i.e. orientated correctly for a person facing the container. Rub the affixed decals with a clean cloth to eliminate any air bubbles

8. To confirm that the correct decals have been affixed to the package, take a digital photograph of the side of the container, showing:
 - a) the container serial number
 - b) the new reduced stacking decal attached in the correct location and correct orientation

Email the photograph (as a JPEG file) to transportandlogistics@llwrsite.com. LLWR will include the photograph in the package LQR.

Note - For the provision of more reduced stacking decals for TC01s or TC08s, please contact the LLWR Transport and Logistics team at transportandlogistics@llwrsite.com.

Appendix 1: Package Illustrations indicating reduced Decal Stacking Positions

TC01 (2910) Half Height IP-2 ISO Container

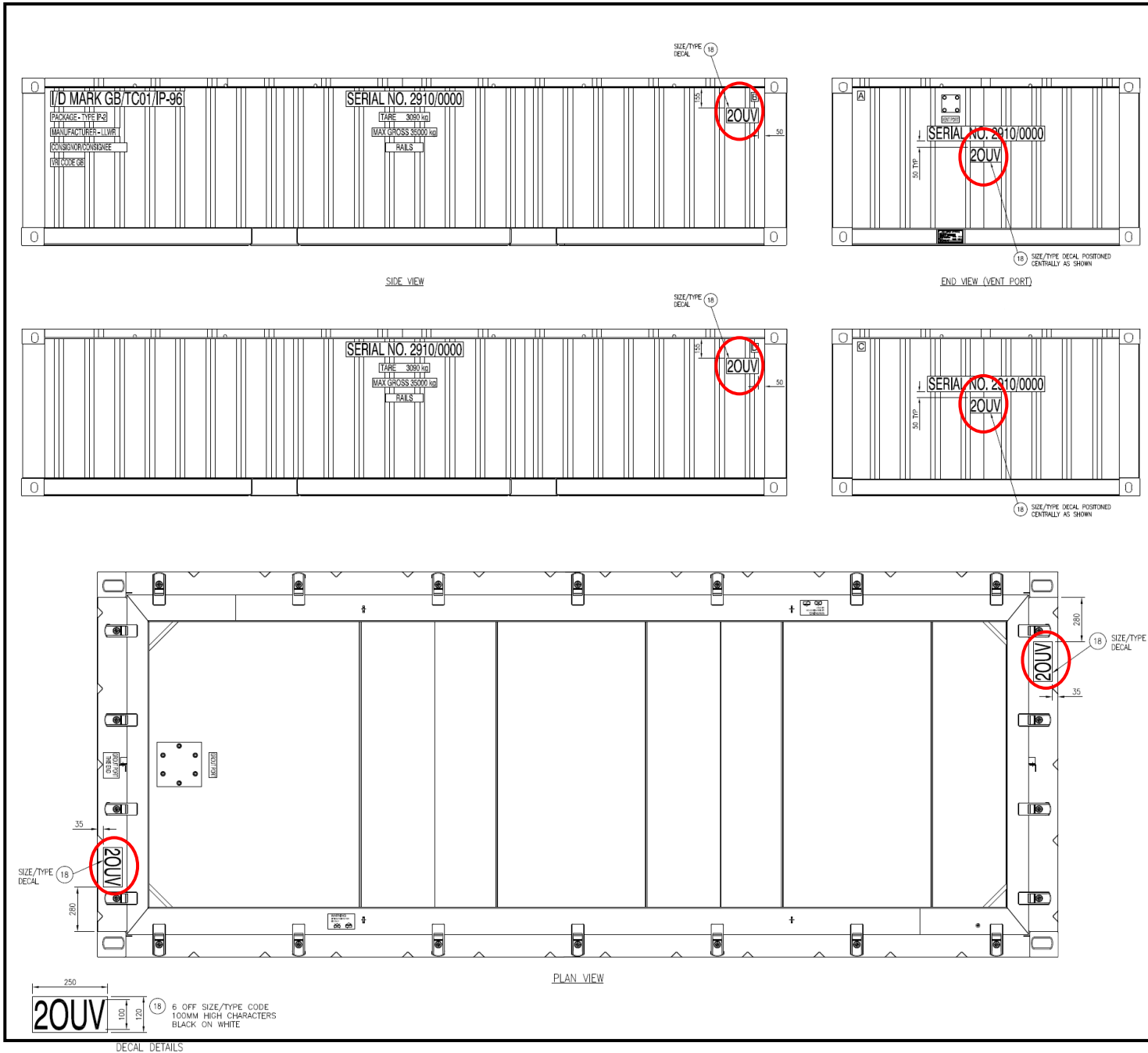


Figure 3: Correct positioning of reduced stacking decals on the TC01

TC08 (2947) WAMAC Half Height IP-2 ISO Container

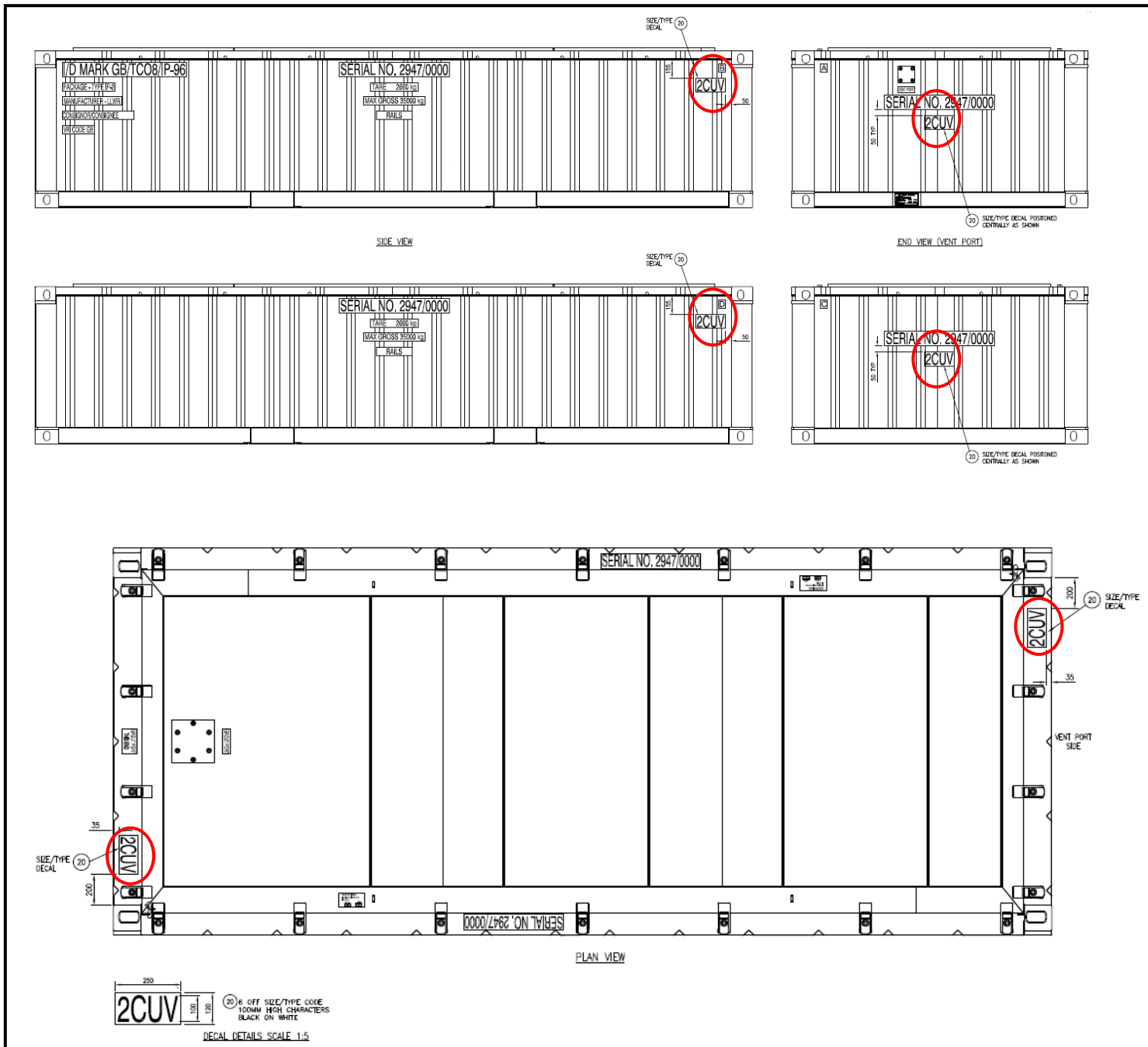


Figure 4: Correct positioning of reduced stacking decals on the TC08

Further Information and Questions

If you require any further information or have any queries relating to this Customer Notice, please send an e-mail to: transportandlogistics@llwrsite.com or call: Packaging Technical on 019467 70303.

Distribution List

We have issued this Notice to the following people from your Company's Contact Details Form (Reference: WSC-FOR-CON):

- All nominated representatives

If you need to update these details, please submit a revised Form: <http://www.llwrsite.com/customer-portal/resources>